



**Midway Metals**

the stainless steel innovators

***PRODUCTS & SERVICES  
CATALOGUE***

*13<sup>TH</sup> EDITION*

## BLANKING LINE

### ABSOLUTELY LASER FLAT

At Midway Metals, we pride ourselves on quality and innovation. We're constantly upgrading our products and services to meet and exceed market expectations. We are proud to announce that we have made the largest investment in the stainless steel industry in Australia since the mid 1990's.

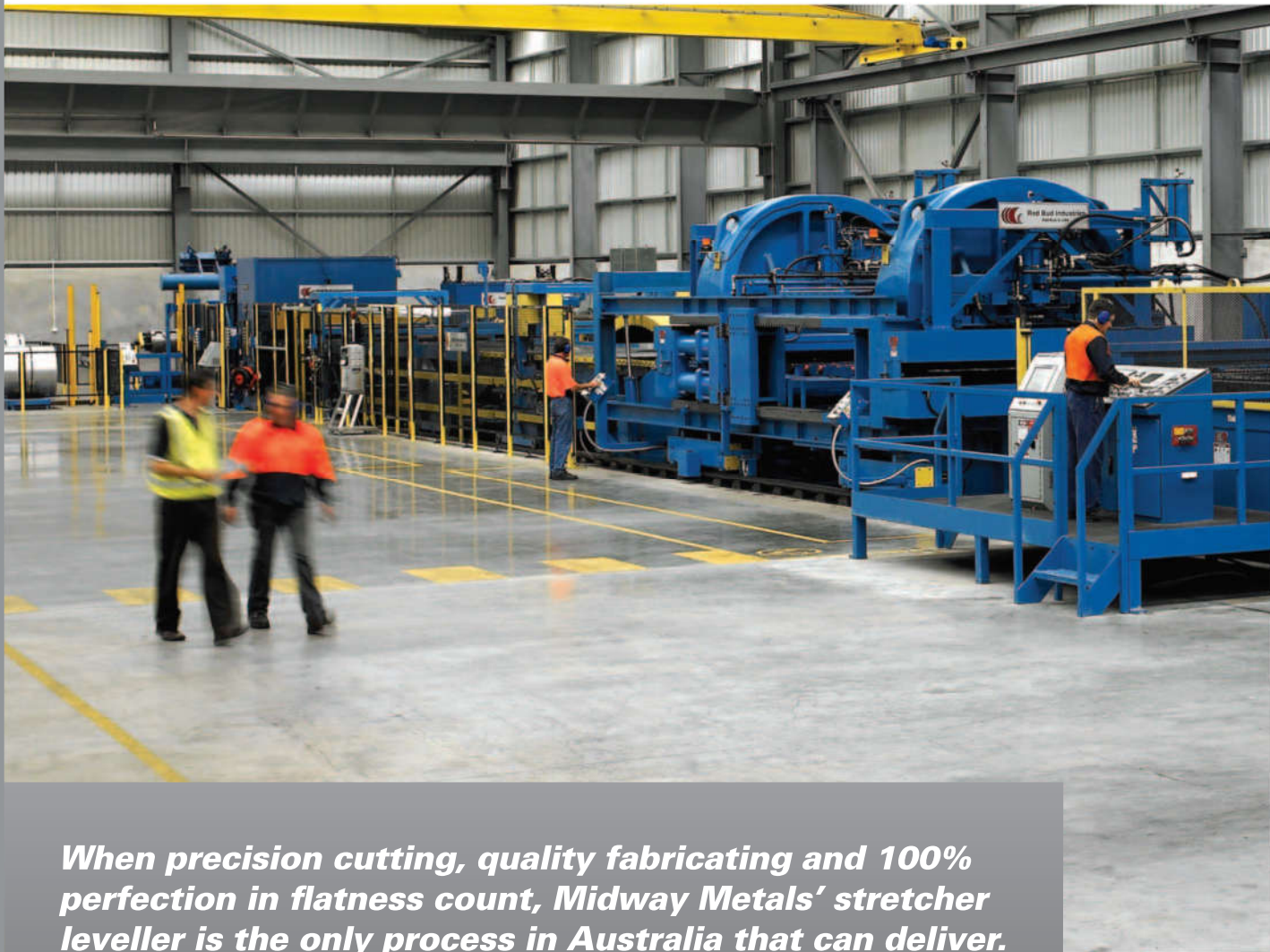
Laser cutters and fabricators demand flat material and Midway Metals can deliver. We have recently purchased and installed a state of the art precision blanking line from Red Bud in the US, with an in-line stretcher leveller, that produces superior flatness unsurpassed in our industry.

By stretching the material beyond its yield point, our stretcher leveller resets the material's memory from the milling process. The material is stretched from top to

bottom and edge to edge, releasing all internal stresses and producing a perfectly flat product.

Stretcher levelling is superior to other techniques currently used in Australia. It's the only process guaranteed to flatten the material, without reducing the thickness (a common problem with temper passing). And, while temper passing and roller levelling can reduce the internal stresses in the material, they will not reset it. Only stretcher levelling can reset a material's memory.

With our new precision blanking line, we can provide dead flat sheets and plates, cut to length up to 12 metres.



***When precision cutting, quality fabricating and 100% perfection in flatness count, Midway Metals' stretcher leveller is the only process in Australia that can deliver.***

## KEY FEATURES & BENEFITS

The ability to produce perfectly flat material is not the only benefit of Midway Metals stretcher leveller technology. See below the various features and benefits that set stretcher levelling apart from other inferior alternatives.

### BENEFITS FOR FABRICATORS

- Material stays flat after folding and punching
- Need for rework from warping is eliminated
- No tensile springback. Fold/bend material just once to achieve desired angle
- Save time from unnecessary rework
- Process will not change mechanical properties

### BENEFITS FOR LASER CUTTERS

- Midway's Laser Flat material
- Material doesn't warp when laser cut with high heat
- Improved material quality allows for consistent cutting
- Material stays flat after laser cutting
- Likelihood of damage to laser heads decreased when cutting
- Ability to retain accuracy when cutting long, flat lengths
- Decreased cutting time with no changes in material during the cutting process



## FLAT BAR LINE

### SETTING A NEW STANDARD

In accordance with our reputation as the stainless steel innovators, Midway Metals are proud to announce that we have installed a slit rolled edge, flat bar machine. We are excited about this announcement because this is the only machine of its kind in Australia, further placing Midway Metals at the forefront of the stainless steel industry.

This machine reduces lead times significantly. Using the slit band from our slitting line, this machine flattens, straightens, edges and cuts the finished bar into lengths ranging from 2-6 metres. Thanks to this machine, Midway Metals can produce any width of bar, from 20mm to 200mm. This service can be used to support you with special projects as well as ongoing and recurring needs.

**Custom lengths available upon request. Contact your nearest Midway Metals office for more information.**

#### FLAT BAR LINE CAPABILITIES

	Minimum	Maximum
Entry Coil Weight	N/A	3,000kgs
Entry Coil ID	508mm	508mm
Coil Diameter	N/A	1800mm
Width	20mm	200mm
Thickness	2.0mm	8.0mm
Flat Bar Length	2000mm	6000mm

## SLITTING LINE

### MARKET LEADING SPEED AND CAPABILITIES

One of the most recent additions to our processing capacity, is our high speed, coil-to-coil slitting line, from Red Budin the USA. This machine will set a new standard for performance and productivity in the Australian coil processing industry.

Our new slitting line boasts a quick and easy set up, and will decrease or even eliminate the amount of camber, usually introduced in the slitting process. This reduction will yield closer tolerances for coils slit on our machine and then processed in secondary operations.

#### MORE THAN SIZE

Our high speed slitting line is big — the largest of its type in Australia — but it's not just size that sets this machine apart from inferior alternatives, it's the broad range of capabilities it possesses. The ability to break down larger coils into smaller ones and the option of applying PE to either the top, bottom or both sides of the material, produces a far superior product and sets this machine apart from the rest of the Australian market.

#### SLITTING LINE CAPABILITIES

	Minimum	Maximum
Entry Coil Weight	2,000kg	13,600kgs
Entry Coil ID	483mm	635mm
Coil Diameter	N/A	1905mm
Thickness	0.5mm	8.0mm
Coil Width	480mm	2210mm
Slit Width	20mm	2100mm
Exit Coil Weight	13,600kg	13,600kgs
Exit Coil ID	508mm	508mm

**Accuracy:** +/-0.51mm

**Tooling:** ASKO Edgemaster shimless tooling

PE Coating available top and bottom

## THREE STAGES OF SPEED AND ACCURACY

### Stage One

#### Mandrel and automatic coil tracking system


- Mandrel drives and material along the line, to the tension stand
- Automatic coil tracking system compensates when the strip deviates from the centreline by moving in the opposite direction until the coil is centered again
- Material is then sent to the crop shear for initial square edge



### Stage Two

#### Slitting head

- Traversing base allows the slitter to 'float' with the strip while running. This side to side adjustment is motorised
- System prevents additional camber from being introduced into the slit strips
- Slitter features:
  - Fully automatic pass line compensation
  - Automatically adjusts to different knife diameters
  - Compensates for material thickness
  - PE coating ability for both sides
- Scrap choppers cut the edge trim and conveyor system carries the scrap to bins



### Stage Three

#### Tension system, exit crop shear and recoiler


- Automatic tension system assures proper winding tension
- Exit crop shear cuts the coil ahead of recoiler to eliminate the need for rethreading the entire line when breaking down coils
- Mandrel gripper compensates for thickness variations across the width of the strip
- Recoiler tail hold-downs and controls strips, which prevents loose tails at the end of the run



# COIL

**SPECIFICATIONS:** ASTM A240/480


**FINISH:** BA, 2B PE, N4 PE, CPP, No. 1



SIZE		304/L				316/L			3CR12	409L	253MA		321		2101	2205
		BA	2B PE	N4 PE	CPP/ N1	2B PE	N4 PE	CPP/ N1	1.4003	2B	2B	No.1	2B	No.1		
0.55mm	915		☆													
	1219		★	☆		★	☆						★			
0.7mm	915		☆													
	1219	★	★	☆		★	★						★			
0.9mm	915		☆													
	1219	★	★	★		★	★						☆			
1.2mm	915		★	★												
	1219	★	★	★		★	★						★	☆	☆	
	1500		★	★		★	★									
1.5mm	915		★	★												
	1219	★	★	★		★	★						★			
	1250							☆		★				☆	☆	
	1500		★	★		★	★						★			
2mm	915															
	1219		★	★		★	★						★			
	1250							★	★	★				☆	☆	
	1500		★	★		★	★	★	☆							
	2000		★			★										
2.5mm	1219		★	★		★										
	1500		★	★		★										
3mm	915															
	1219		★	★		★	★						★			
	1250							★		★				☆	☆	
	1500		★	★		★	★	★					★	☆	☆	
	2000		★			★		☆			★	☆	☆	☆	☆	
3.5mm	1500						★									
4mm	1219		★		☆	★										
	1500		★		☆	★						★		☆	☆	
	2000		★		☆	★								☆	☆	
5mm	1219		★		★	★		★								
	1250							★								
	1500		★		★	★		★	★		★	★	☆	☆	☆	
	2000		★		★	★		★	★		★		☆	☆	☆	
6mm	1219		★		★	★		★								
	1250							★								
	1500		★		★	★		★	★				★	☆	☆	
	2000		★		★	★		★	★		★		☆	☆	☆	
8mm	1219				★			★								
	1500		★		★			★						★	☆	☆
	2000		★		★			★			★					
10mm	1219				★			★								
	1500				★			★								
	2000				★			★					★			


# SHEET

**SPECIFICATIONS:** ASTM A240/480  
**FINISH:** 2B, 2B PE, N4 PE, BA PE, N8 PE



SIZE		304					316			253MA	3CR12	321	LDX 2101
		2B	2B PE	N4 PE	BA PE	N8 PE	2B	2B PE	N4 PE	2B	1.4003 2B	2B	2B
0.45mm	915 x 1830												
	1219 x 2438	☆		☆									
0.55mm	915 x 1819	☆	☆	☆									
	915 x 2438	☆	☆	☆									
	1219 x 2438	★	☆	★			★						
0.7 mm	915 x 1830	☆	☆	☆									
	915 x 2438	☆	☆	☆									
	1219 x 2438	★		★	★		★		★				
0.9mm	915 x 1830	☆	☆	★									
	915 x 2438	★	☆	☆									
	1219 x 2438	★	★	★	★		★	★	★				
	1219 x 3048		★	★									
	1500 x 3000			★									
	1524 x 2438			★									
1mm	1219 x 2438					★				★			
1.2mm	915 x 1830	☆	☆	★									
	915 x 2438	★	☆	★									
	1219 x 2438	★	★	★	★	★	★	★	★			★	
	1219 x 3048	☆	★	★									
	1219 x 1829	★		★			☆		☆				
	1219 x 3658	☆		★			☆		☆				
	1500 x 3000	★	★	★				★	★				
	1524 x 2438	☆		★			☆		☆				
1.5mm	915 x 1830	★	☆	☆									
	915 x 2438	★	☆	★									
	915 x 3658	★											
	1219 x 1830	☆	☆	☆				☆					
	1219 x 2438	★	★	★	★	★	★	★	★			★	☆
	1219 x 3048	★	★	★				★	★				
	1219 x 3658	☆		★			☆		☆				
	1250 x 2400												
	1250 x 2500									★	★		
	1500 x 3000	★	★	★			★	★	★				☆
	1500 x 4000		★	★									

**The latest Fibre Optic & CO<sub>2</sub> Laser Film coatings are utilised with our Stretcher Levelled Laser Flat material to ensure superior quality sheet and plate**

**SHEET****SPECIFICATIONS:** ASTM A240/480**FINISH:** 2B, 2B PE, N4 PE, BA PE, N8 PE


SIZE		304				316				253MA	3CR12	321	LDX 2101
		2B	2B PE	N4 PE	BA PE	2B	2B PE	N4 PE	N8 PE	2B	1.4003 2B	2B	2B
2mm	915 x 1819	★	☆	☆		☆	☆	☆					
	915 x 2438	☆	☆	☆		☆	☆	☆					
	1219 x 1830	★	★				☆						
	1219 x 2438	★	★	★	★	★	★	★	★			★	☆
	1219 x 3048	★	★	★			★						
	1250 x 2400												
	1250 x 2500									★	★		
	1500 x 3000	☆	★	★		★	★	★			☆	☆	☆
	1500 x 4000		★	★									
	2.5mm	915 x 1830	☆	☆	☆								
915 x 2438		☆	☆	☆									
1219 x 2438		★	★	★	★	★	★	☆					
1219 x 3000		☆	★	☆									
1500 x 3000		☆	★	★			★						
1500 x 4000			★	★									
3mm	915 x 1830	★	☆	☆		☆	☆						
	915 x 2438	★	☆	☆		☆	☆						
	1219 x 1830		☆				☆						
	1219 x 2438	★	★	★		★	★	★	★			★	☆
	1219 x 3048	☆	★	☆		☆	★	★					
	1250 x 2500									★	★		
	1250 x 3000										★		
	1500 x 3000	★	★	★		☆	★	★			★	★	☆
	1500 x 4000	☆	★	★									

**The latest Fibre Optic & CO<sub>2</sub> Laser Film coatings are utilised with our Stretcher Levelled Laser Flat material to ensure superior quality sheet and plate**



# PLATE

**SPECIFICATIONS:** ASTM A240/480  
**FINISH:** 2BPE, No. 1 HRAP




SIZE		TP304L		TP316L		TP321	3CR12 1.4003	253MA	2205	LDX 2101
		2B PE	No.1	2B PE	No.1					
2mm	2000 x 4000	★		★						
3mm	1500 x 3000	★		★		☆	☆		☆	★
	1219 x 6000	☆		☆			☆			
	1500 x 6000	★		★		★	★			☆
	2000 x 3000	★								
	2000 x 4000	★		★						
	2000 x 6000	★		★		★		★	★	
4mm	1219 x 2438	★		★						
	1500 x 3000	★		★						
	1500 x 4000	★						★		
	1500 x 6000	★	☆	★				★		☆
	2000 x 4000	★								
	2000 x 6000	★	☆	★					☆	
5mm	1219 x 2438	★	★	★	★					
	1250 x 2500						★			
	1500 x 3000	★	★	★	★	★	★	★		
	1500 x 4000	★								
	1500 x 6000	★	★	★	★	★	★		★	☆
	2000 x 4000	★	★							
	2000 x 6000	★	★	★	★	★	☆	★	★	
	2500 x 6000		☆		☆					
6mm	1219 x 2438	★	★	★	★					
	1250 x 2500						★			
	1250 x 6000						★			
	1500 x 3000	★	★	★	★	★	★			
	1500 x 4000	★								
	1500 x 6000	★	★	★	★	★	★			☆
	2000 x 4000	★								
	2000 x 6000	★	★	★	★	★	★	★	★	☆
	2500 x 6000		☆		☆					
	2500 x 7500						☆			
8mm	1219 x 2438		★		★					
	1500 x 3000	★	★		★					
	1500 x 6000	★	★		★	★	★			
	2000 x 4000									
	2000 x 6000	★	★		★	★	★	★	☆	☆
	2500 x 6000		☆		★					
	2500 x 7500		★		☆		☆			
10mm	1219 x 2438		★		★					
	1500 x 3000		★		★	★	★			
	1500 x 6000		★		★	★	★			
	2000 x 6000		★		★	★	★	★	☆	
	2500 x 6000		☆		☆					
	2500 x 7500		☆		★		☆			

# PLATE

**SPECIFICATIONS:** ASTM A240/480

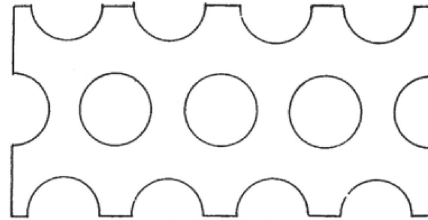
**FINISH:** CPP, No. 1 HRAP



SIZE		TP 304/L	TP 316L	TP 321	3CR12	253MA	2205
					<b>1.4003</b>		
12mm	1219 x 2438	★	★				
	3000 x 1500	★	★	★	★		
	1500 x 4000	★	☆				
	1500 x 6000	★	★	★	★		
	2000 x 6000	★	★	★	★	★	☆
	2500 x 6000	☆	☆				
	2500 x 7000	☆	☆				
	2500 x 7500	★	★		☆		
13mm	2000 x 6000	★	★				
16mm	1219 x 2438	★	★				
	1500 x 3000	★	★				
	1500 x 6000	☆	★		★	★	
	2000 x 6000	★	★	★	★	★	☆
	2500 x 6000	☆	★				
	2500 x 7500	☆	★				
17mm	2000 x 6000	★	★				
19mm	2000 x 6000	★	★				
20mm	1219 x 2438	★	★				
	1500 x 3000	★	★				
	1500 x 6000	★	★		★		
	2000 x 6000	★	★	★	★	★	☆
	2500 x 6000	☆	☆				
	2500 x 7500	★	☆				
22mm	2000 x 6000	★	★				
25mm	1219 x 2438	★	★				
	1500 x 3000	☆	☆				
	1500 x 6000	★	★	☆	★		
	2000 x 6000	★	★	★	★	★	☆
	2500 x 6000	☆	★				
32mm	1500 x 6000	☆	★				
	2000 x 6000	★	★	★			☆
	2500 x 6000	☆	★				
40mm	1500 x 6000	☆	★				
	2000 x 6000	★	★	★	★		☆
	2500 x 6000	★	☆				
50mm	1500 x 6000	☆	☆				
	2000 x 6000	★	★	★	★		☆
65mm	2000 x 4000	★	★				
80mm	2000 x 4000	★	★				

# PERFORATED SHEET

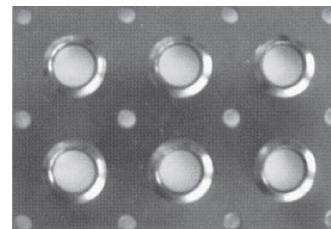
**STANDARD SIZE:** 2438 x 1219mm




THICKNESS	HOLE DIA (A)	CENTRES (B)	OPEN AREA %	304	316
0.7mm	1.6	2.54	36	★	☆
0.9mm	2.06	3.10	41	★	☆
0.9mm	3.25	4.52	46	★	☆
0.9mm	4.76	6.35	51	★	☆
1.5mm	3.25	5.59	30	★	☆
1.5mm	3.97	5.59	46	★	☆
1.5mm	4.76	6.35	51	★	☆
1.5mm	6.35	9.55	40	★	☆
1.5mm	9.53	14.3	40	★	☆
1.5mm	12.7	17.3	49	★	☆

\*\*Note: Different sheet sizes are available upon request \*\*

## SAFETY TREAD SHEET



SIZE	RAISED HOLE DIA	DRAIN HOLD DIA	CENTRES	304	316	
2.0mm	2438 x 1219mm	13.0mm	5.0mm	38mm	★	☆

**WELDED and WOVEN MESH****GRADES:** T304 and T316 welded (316 is optional on request)


<b>WELDED MESH PANELS</b>			<b>WELDED MESH ROLLS</b>		
<b>SIZE</b>	<b>WIRE DIA</b>	<b>APERTURE</b>	<b>WIDTH</b>	<b>WIRE DIA</b>	<b>APERTURE</b>
2400 x 1200mm	3.15mm	25.0mm	1220mm	0.8mm	6.25mm
2400 x 1200mm	3.15mm	40.0mm	1220mm	1.0mm	8.33mm
2400 x 1200mm	4.0mm	50.0mm	1220mm	1.2mm	12.5mm
			1220mm	1.6mm	12.5mm
			1220mm	1.6mm	25.0mm
			1220mm	2.0mm	25.0mm

<b>WOVED MESH ROLLS</b>		
<b>WIDTH</b>	<b>WIRE DIA</b>	<b>APERTURE</b>
1220mm	0.9mm	1.64mm
1220mm	1.6mm	11.2mm
1220mm	3.15mm	25.0mm

\*\*Note: Minimum cut to length for welded and woven mesh rolls is one metre. Full size range of woven mesh is available upon request \*\*

# FLOOR PLATE / COIL

**SPECIFICATIONS:** ASTM A240/480  
**FINISH:** PRESSED FLOOR PLATE, HRAP CHEQUER PLATE



SIZE		TP 304	TP 316
<b>PRESSED FLOOR PLATE</b>			
2mm	1219 x 2438	★	☆
3mm	1219 x 2438	★	☆
	1219 x 3048	☆	☆
4.5mm	1219 x 2438	★	☆
	1500 x 3000	★	☆
6mm	1219 x 2438	☆	☆
<b>HRAP CHEQUER PLATE</b>			
3.5mm	1219 x 2438	★	☆
4.5mm	1219 x 2438	★	☆
	1524 x 3000	★	☆
6mm	1219 x 2438	★	☆
	1219 x 6000	★	☆
	1524 x 3000	★	☆
<b>HRAP CHEQUER PLATE COIL</b>			
3.5mm	1219	★	☆
4.5mm	1219	★	☆
	1524	★	☆
6mm	1219	★	
	1524	★	

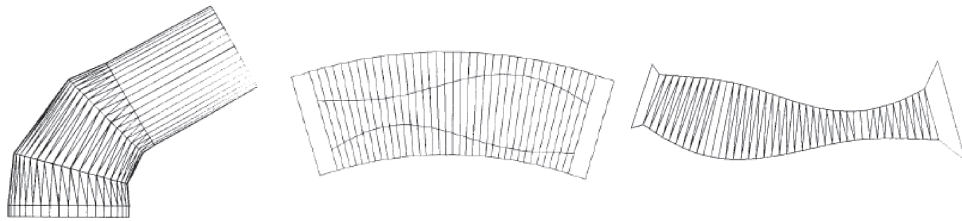
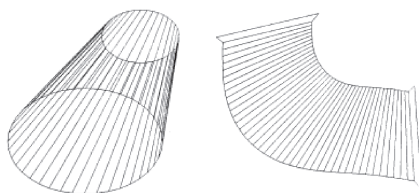
<b>THICKNESS TOLERANCES FOR SHEET/PLATE PRODUCED FROM COIL</b>				
Finish	2B		No. 1	
	914 & 1219mm	1500 & 2000mm	Up to 1524mm	Above 1524mm
0.6	0.50 - 0.60	-	-	-
0.7	0.65 - 0.75	-	-	-
0.9	0.84 - 0.96	0.82 - 0.98	-	-
1.2	1.12 - 1.28	1.12 - 1.28	-	-
1.5	1.42 - 1.58	1.40 - 1.60	-	-
2	1.90 - 2.10	1.89 - 2.11	1.82 - 2.18	1.75 - 2.25
2.5	2.40 - 2.60	2.37 - 2.63	2.27 - 2.73	2.20 - 2.80
3	2.89 - 3.13	2.85 0- 3.15	2.73 - 3.27	2.67 - 3.33
4	3.83 - 4.17	3.83 - 4.17	3.67 - 4.33	3.65 - 4.35
5	4.83 - 5.17	4.81 - 5.19	4.75 - 5.50	
6	5.80 - 6.20	5.77 - 6.23	5.75 - 6.55	
8	7.77 - 8.23	7.75 - 8.25	7.75 - 8.75	
10	-	-	9.75 - 10.75	

**PLATE PROCESSING FACILITIES**

Midway Metals has state of the art Plasma Cutting facilities, capable of cutting Stainless Steel from 2mm to 80mm in thickness. All machines are linked to the latest Fastcam Computer Software, with full Nesting facilities including standard developments of cones, square to rounds, branches and Lobster Back bends.

The advantages of using Midway Metals processing include:

- Australia's largest capacity for plasma cut plate processing with facilities in Brisbane, Sydney, Melbourne and Perth.
- Versatility of cutting widths and lengths. We can handle large dimensional plates ensuring large profiles are supplied in one piece.
- DXF files can be supplied by Computer Disc or by our email facility. DXF files can be emailed, saving time and ensuring quicker response to shut down/ breakdown situations.
- Send all DXF files to [plasma@midwaymetals.com.au](mailto:plasma@midwaymetals.com.au)
- Tolerances and finishes have been improved due to advancements in technology. Increased cutting capacity and metre rates has lead to more efficient costings for the client.
- We stock a wide variety of plate sizes and grades:
  - 304/304L
  - 316/316L
  - 321
  - 2101
  - 2205
  - 253MA
  - 3CR12 (1.4003)

*LOBSTER**RECTIRCLE**P BRANCH**CONE*

## STANDARD PLASMA TOLERANCES AS3902/ISO9002

### Minimum Hole Size

A) Cut quality suitable.  
To machine to finished size.  
Not suitable for cut sizes.

THICKNESS	MIN. HOLE SIZE
<10mm	30mm DIA
>10mm <19mm	50mm DIA
>19mm <40mm	70mm DIA
>40mm <100mm	200mm DIA

B) Standard Cut Quality.

THICKNESS	MIN. HOLE SIZE
<10mm	60mm DIA
>10mm <19mm	80mm DIA
>19mm < 40mm	140mm DIA
>40mm < 100mm	200mm DIA

**Minimum Width** 25mm or 2 x thickness whichever is greater

**Minimum Length** 2 x thickness or 100mm which ever is greater

## PLASMA CUTTING SHEETS & PLATES

Standard tolerances Acc. ASTM A480.

Note the Flatness levels quoted by this standard refer to the feed material and not to the product of the plasma cutting operation.

### Plasma Cutting – Standard Production Tolerances – Cut Size

THICKNESS	OUTSIDE DIMENSION		INSIDE DIMENSION	
	<1500mm	>1500mm	<1500mm	>1500mm
<50mm	-1	-1	-5	-6
	+5	+9	+1	+1
>50mm	-1	-1	-6	-8
	+6	+8	+1	+1



**AUSTRALIA'S LARGEST  
INDEPENDENT  
STAINLESS STOCKISTS**

**HEAD OFFICE & COIL CENTRE**

**Street:** 56 Business Street YATALA QLD 4207  
**Postal:** PO Box 621 BEENLEIGH QLD 4207 AUSTRALIA

**P** (07) 3382 9500 | **F** (07) 3807 8150  
**E** headoffice@midwaymetals.com.au

**ALBURY**

Prospero Court ALBURY NSW 2640  
**P** (02) 6041 4000 | **F** (02) 6041 4422  
**E** albury@midwaymetals.com.au

**BRISBANE**

56 Business Street YATALA QLD 4207  
**P** (07) 3287 2811 | **F** (07) 3807 2687  
**E** brisbane@midwaymetals.com.au

**MELBOURNE**

33 Tatterson Road DANDENONG VIC 3175  
**P** (03) 9791 5111 | **F** (03) 9791 5333  
**E** melbourne@midwaymetals.com.au

**NEWCASTLE**

12 Sandringham Avenue THORNTON NSW 2322  
**P** (02) 4966 3800 | **F** (02) 4966 3811  
**E** newcastle@midwaymetals.com.au

**PERTH**

471 Victoria Road MALAGA WA 6090  
**P** (08) 9248 6944 | **F** (08) 9248 6955  
**E** perth@midwaymetals.com.au

**SYDNEY**

24-28 Lockwood Road, ERSKINE PARK NSW 2759  
**P** (02) 9670 8900 | **F** (02) 9834 2441  
**E** sydney@midwaymetals.com.au

**TOWNSVILLE**

331-335 Woolcock Street GARBUTT QLD 4814  
**P** (07) 4728 8777 | **F** (07) 4728 8778  
**E** townsville@midwaymetals.com.au

**AUCKLAND**

**P** +64 9 424 4194 | **F** +64 9 424 4194  
**E** auckland@midwaymetals.com.au

**VIETNAM**

**P** +84 3 5184 8468 | **F** +84 3 5184 8456  
**E** info@midwaymetals.com.vn

**www.midwaymetals.com.au**

ABN: 88 001 831 090

**DISCLAIMER**

The technical information contained in this publication should not be relied on for specific applications without first securing competent advice. Whilst all care is taken to ensure that the information contained herein is accurate and up-to-date, Midway Metals Pty Ltd does not warrant its accuracy or completeness and does not accept liability for errors or omissions.

**COPYRIGHT**

All rights reserved. No part of this publication may be reproduced or distributed in any form or by any means, or stored in a database or retrieval system, without prior written permission of Midway Metals.